

**Summary and Interpretation of Crime in the United States, 2001
Uniform Crime Report
Federal Bureau of Investigation**

Released October 28, 2002

Rosemary J. Erickson, Ph.D. and Kristi M. Balzer, B.A.
Athena Research Corporation, San Diego, CA
San Diego State University
February 7, 2003

CRIME VOLUME¹

From 2000 to 2001, Index (serious) crime in the U.S. increased 2.1%, from the previous year. Serious crime includes the violent crimes², as well as selected property crimes³. Although it was the first increase seen in ten years, the volume of serious crime is still 12.2% less than it was five years ago in 1997.

Violent crime and property crime both increased from 2000 to 2001. Violent crime experienced an increase of 0.8%, and property crime increased 2.3 %. Violent crime increased in the categories of murder (2.5%), robbery (3.7%) and rape (3.0%), only aggravated assault decreased by .5%. For property crimes, burglary was up 2.9%, larceny 1.5%, and motor vehicle theft was up 5.7%. Suburban and rural counties increased by 2.4% and 1.9% respectively. The percentages for 2000 to 2001 are shown, followed by the previous year decrease, from 1999-2000 and the five-year trend:

VIOLENT CRIME VOLUME

CRIME CATEGORY	1999-2000	2000-2001	FIVE YEAR PERIOD (1997-2001)
Violent Crime	-0.1%	+0.08%	-10.2%
Murder	-0.1%	+2.5%	-12.2%
Rape	+0.9%	+0.3%	-5.9%
Robbery	-0.4%	+3.7%	-15.2%
Agg. Assault	-0.1%	-0.5%	-11.3%

There were 15,980 murders in 2001, up from the 2000 number of 15,517, and the second year to show an increase. There were 422,921 robberies reported in the United States in 2001. Rapes totaled 90,491, and 907,219 aggravated assaults were reported.

¹ *Volume* is the total number of offenses reported.

² *Violent crime* combines murder, rape, robbery and aggravated assault.

³ *Property crimes* include burglary, larceny-theft, motor vehicle theft, and arson.



The Northeast was the only region to experience a decline in both volume and rate of violent crime. The South experienced the highest volume and highest rate of aggravated assault. Cities accounted for 87.0% of all murders occurring in 2001.

CRIME RATE⁴

The rate of serious crime, based on population, rose 0.9% from 2000 to 2001. The violent crime rate fell 0.4% from the 2000 rate. The rate of violent crime is highest in the South; followed by the West, Midwest, and Northeast. Property crime rates increased 1.0% from the previous year. The violent crime rate was down 15.6% over the five-year period. The violent crime rates were mixed from 2000 to 2001, as shown, followed by the changes from 1999-2000, and the five-year trend:

VIOLENT CRIME RATE

CRIME CATEGORY	1999-2000	2000-2001	FIVE YEAR PERIOD (1997-2001)
Violent Crime	-3.2%	-0.4%	-15.6%
Murder	-3.1%	+1.3%	-17.5%
Rape	-2.3%	-0.8%	-11.5%
Robbery	-3.5%	+2.4%	-20.2%
Agg. Assault	-3.2%	-1.7%	-16.6%

Unlike the *volume* of crime, the *rate* of violent crime decreased overall in 2001 by 0.4%. While all categories of violent crime, excluding aggravated assault, saw increases, aggravated assault accounted for the largest share of violent crime at 63.1%. Similar to 2000, of all robberies, 42% involved the use of a firearms (41% in 2000), whereas of murders, 69.5% resulted from firearms (66% in 2000).

Of all murders, 8% were related to robberies, the same as the previous year’s rate. The murder rate per 100,000 people was up from 5.5 in 2000 to 5.6 in 2001. The number of murder victims who knew their assailants was 42.3%, down from 44% the previous year. In recent years, the percent of murder victims who knew their assailants has declined. *[Authors’ Note: Stranger to stranger murder creates more fear overall than acquaintance murder.]*

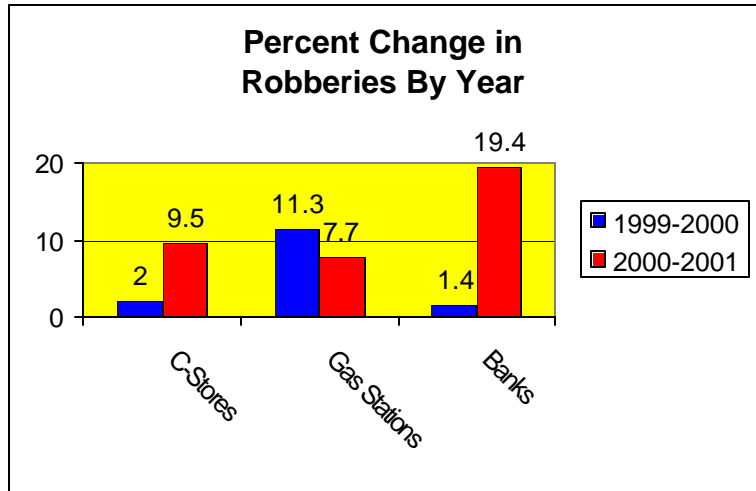
With its 2.4% increase over the previous year, the robbery rate marked its first increase nationwide since 1991, accounting for 29.4% of all violent crime. Rape comprised only 6.3% of all violent crime.

⁴ Rate is the number of offenses per 100,000 inhabitants.

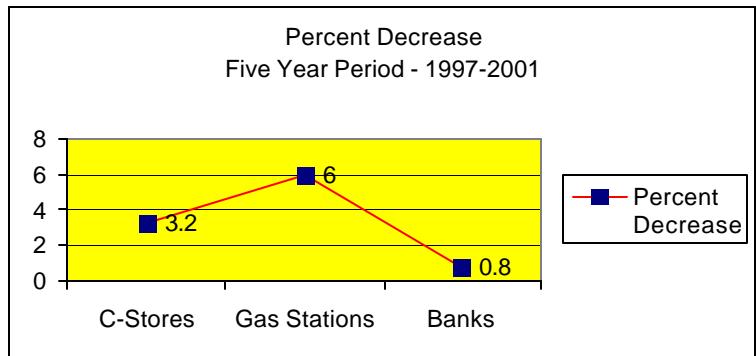


CONVENIENCE STORES, GAS STATIONS AND BANKS

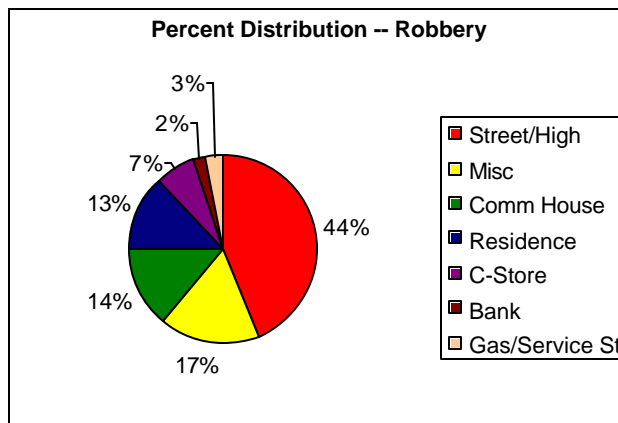
- Convenience store robbery was up 9.5% from 2000 to 2001, greater than the previous year's 2.0%.
- Gas station robbery was up 7.7% from 2000 to 2001, but that was less than the previous year's 11.3% increase.
- Bank robbery was up 19.4% from 2000-2001. That marks the most dramatic increase of all three categories.
- In 2001, as with the above three, all categories saw a rise in rates, including street robberies and commercial houses.



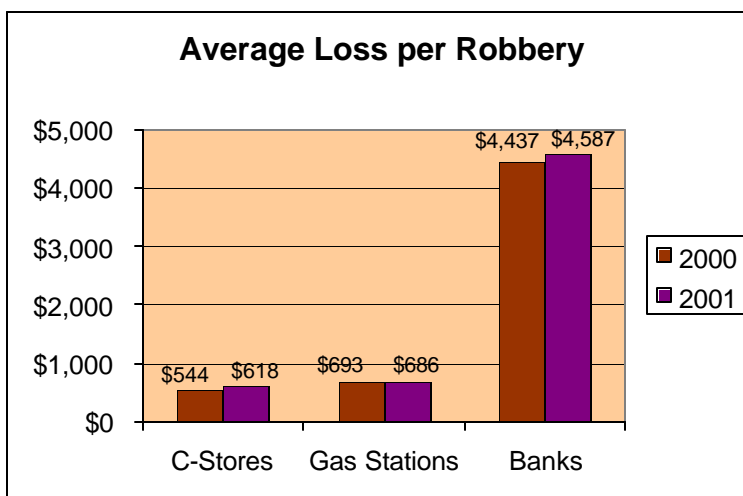
- ❖ Convenience store robbery was down 3.2% in the 5-year period since 1997, but was down 16.2% in the previous 5-year period.
- ❖ Gas station robbery was down 6.0% in the 5-year period since 1997, but had been down 20.7% in the previous 5-year period.
- ❖ Bank robbery was down 0.8% in the same five-year period from 1997, but had been down 24.1% in the preceding 5-year period.



- Convenience store robbery made up 6.6% of the total robberies in 2001, up from 6.4% in 2000.
- Gas station robbery made up 2.9% of the total robberies in 2001, maintaining the same percent as in 2001.
- Bank robberies made up 2.4% of the total robberies in 2001, up from 2.1% the year before.



- ✓ In 2001, convenience stores had an increase in average dollar loss, up from \$544 in 2000 to \$618 in 2001.
- ✓ Gas station average dollar loss decreased from \$693 in 2000 to \$686 in 2001, slightly higher than the convenience store dollar average.
- ✓ Banks had by far the highest average dollar loss at \$4,587, up from \$4,437 in 2000.



Authors' Note: These are not just register losses, but include safe and merchandise losses.



AUTHORS' CONCLUSIONS

We predicted that an increase in crime would begin in 2000, based on the increase in the number of young people in the crime-committing age group of 18 to 24 years of age. FBI figures for 2001 show that this is indeed happening. Crime had its first increase since 1991, when the crime decline for a decade began. It had leveled off in 2000, but went up in 2001. Crime increases this year include the following:

- ◆ *The overall Crime Index volume was up in all regions except the Northeast.*
- ◆ *Murder, rape, and robbery volumes all increased.*
- ◆ *Murder was up for the second year in a row.*
- ◆ *Robbery volume was up in all geographic regions, except the Northeast for the second year in a row*
- ◆ *All categories of robbery were up.*

Other indicators may combine to increase crime in 2002, and in the future, in addition to the increase in the crime community age cohort of 18-24. They include:

- *A continued decline in the economy*
- *The impact of further terrorism events*
- *The FBI's shifting resources away from crime to terrorism*
- *The release of over 600,000 prisoners, of whom two-thirds will commit more crimes*

