

Summary and Interpretation of Crime in the United States, 1999 Uniform Crime Report

Federal Bureau of Investigation

Released October 15, 2000

Rosemary J. Erickson, Ph.D. and Sandra J. Erickson, M.F.S.

Athena Research Corporation, San Diego, CA

October 18, 2000

CRIME VOLUME¹

From 1998 to 1999, serious crime in the U.S. dropped 7%. Serious crime includes the violent crimes², as well as selected property crimes³. It was the eighth year in a row that serious crime was down, and it is at its lowest since 1978.

Violent crime and property crime both dropped 7% from 1998 to 1999. Violent crime is now 20% below the 1995 level, and the lowest recorded since 1985. Over the five-year period, robbery and murder decreased more than the other categories. The decreases for 1998 to 1999 are shown, followed by the previous year decrease, from 1997 –1998 and the five-year trend:

VIOLENT CRIME VOLUME

CRIME CATEGORY	1997-1998	1998-1999	FIVE YEAR PERIOD (1995-1999)
Violent Crime	-6.4%	-6.7%	-20.5%
Murder	-7.1%	-8.5%	-28.1%
Rape	-3.2%	-4.3%	-8.6%
Robbery	-10.4%	-8.4%	-29.4%
Agg. Assault	-4.8%	-6.2%	-16.6%

Each category of violent crime, with the exception of robbery, decreased more in 1999 than it had the year before, in 1998.

There were 15,533 murders and 409,670 robberies in the United States in 1999. Rapes totaled 89,107, and 916,383 aggravated assaults were reported.

¹ Volume is the total number of offenses reported.

² Violent crime combines murder, rape, robbery and aggravated assault.

³ Property crimes include burglary, larceny-theft, motor vehicle theft, and arson.



CRIME RATE⁴

The rate of serious crime, based on population, dropped 8% from 1998 to 1999, and is at the lowest rate since 1973. The violent crime rate also was down 8% from 1998 to 1999. It was the lowest violent crime rate since 1978. (Property crime rates were down 8% as well.) The violent crime rate was down 23.4% over the five-year period. The violent crime rates were down from 1998 to 1999, as shown, followed by the changes from 1997 to 1998 and the five-year trend:

VIOLENT CRIME RATE

CRIME CATEGORY	1997-1998	1998-1999	FIVE YEAR PERIOD (1995-1999)
Violent Crime	-7.3%	-7.5%	-23.4%
Murder	-7.4%	-9.3%	-30.5%
Rape	-4.2%	-5.2%	-11.9%
Robbery	-11.3%	-9.2%	-32.0%
Agg. Assault	-5.7%	-7.0%	-19.7%

As with the *volume* of crimes, the *rate* of violent crime decreased in 1999, and the decrease was slightly greater than the year before. The decreases in the rate of each category of violent crime were greater in 1999 than they had been in 1998, with the exception of robbery. Of all robberies, 40% involved the use of a firearm, whereas of murders, 65% resulted from firearms.

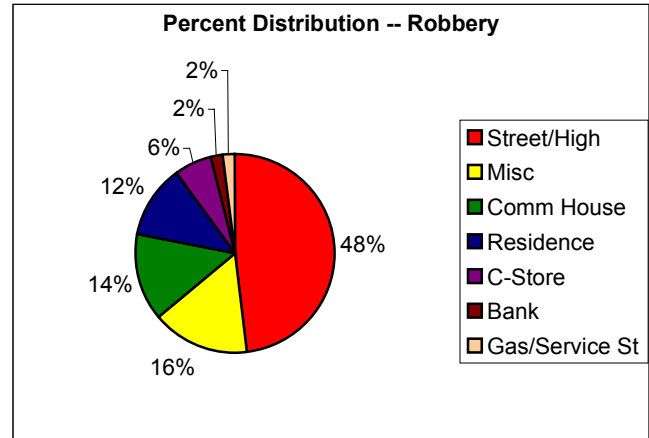
Of all murders, 8% were related to robberies, down from 9% the previous year. The murder rate per 100,000 people was down from 6.3 in 1998 to 5.7 in 1999, the lowest level since 1966. The number of murder victims who knew their assailants was 48%, down from 49% the previous year. In recent years, over half of the murder victims knew their assailants. With its 9.3% decrease over the previous year, murder had the greatest decrease of all the categories making up the Violent Crime Index, followed closely by robbery with a 9.2% decrease.

⁴ Rate is the number of offenses per 100,000 inhabitants.

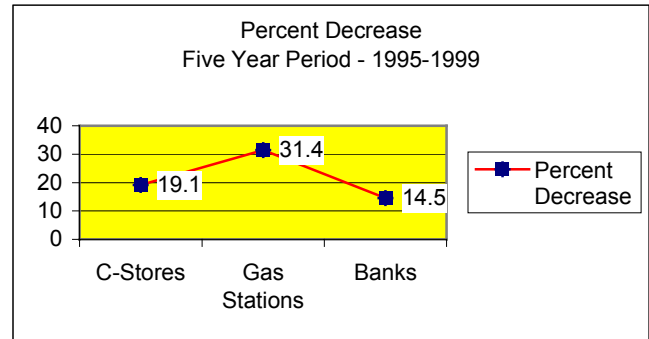


CONVENIENCE STORES, GAS STATIONS AND BANKS

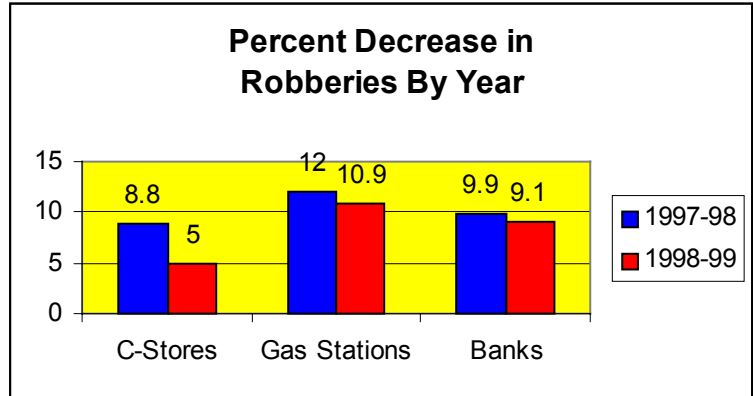
- Convenience store robbery made up 6.0% of the total robberies in 1999, up slightly from 5.8% in 1998.
- Gas station robbery made up 2.2% of the total robberies in 1999, as it did in 1998.
- Bank robberies made up 2.0% of the total robberies in 1999, up from 1.9% the year before.



- ❖ Convenience store robbery was down 19.1% in the 5-year period since 1995.
- ❖ Gas station robbery was down 31.4% in the 5-year period since 1995.
- ❖ Bank robbery was down 14.5% in the same five-year period from 1995.

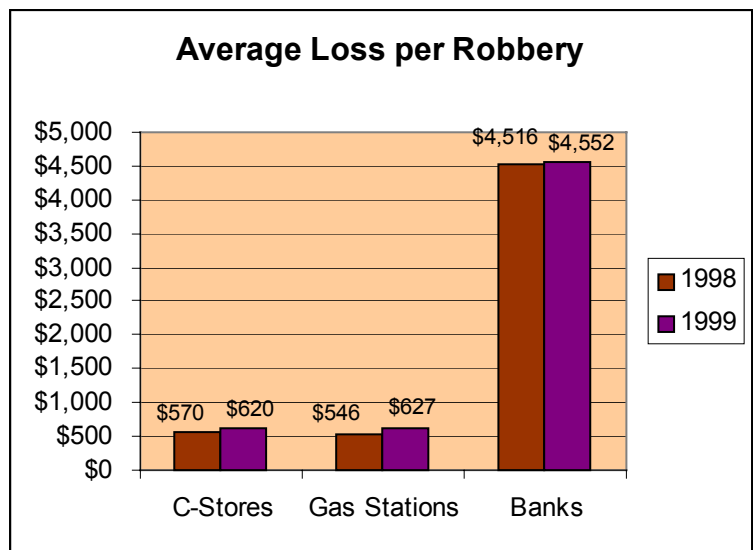


- Convenience store robbery was down 5.0% from 1998 to 1999. It was down 8.8% the year before.
- Gas station robbery was down 10.9% from 1998 to 1999. It decreased 12% the previous year.
- Bank robbery was down 9.1% from 1998 to 1999. It was down 9.9% from 1997-1998.
- In 1999, robbery was once again down in *all* categories of locations.



Authors' Note: There has been a lessening in the size of the decreases this year. This may be occurring because there is less room for improvement after many years of decreases.

- ✓ In 1999, convenience stores had an increase in average dollar loss of \$620, up from \$570 in 1998.
- ✓ Gas station average dollar loss increased from \$546 in 1998 to \$627 in 1999, slightly higher than the convenience store dollar average.
- ✓ Banks had by far the highest average dollar loss at \$4,552 in 1999, up from \$4,516 in 1998.



Authors' Note: These are not just register losses, but include safe and merchandise losses.

